



P4HN9506SY (GA50002020) Fitting Instruction

500 SERIES PRO 9 RFS (8ZGT) 2003-2010 4 POST BULLBAR



PARK THE VEHICLE ON LEVEL GROUND AND APPLY THE PARK BRAKE

CHECK INSTALLATION HARDWARE AND READ FITTING INSTRUCTIONS BEFORE COMMENCING


RELEASE THE FASTENER FROM UNDER THE BUMPER EACH SIDE OF THE VEHICLE

REMOVE AND DISCARD FASTENERS



UNCLIP HEADLIGHT WIRING HARNESS FROM THE CENTRE OF THE CHASSIS AND FROM THE ANGLE BRACKET RUNNING BETWEEN THE HEADLIGHT ASSEMBLIES

REMOVE AND DISCARD THE ANGLE BRACKET



REMOVE THE HEADLIGHT ASSEMBLIES FROM THE VEHICLE CHASSIS RAIL

RETAIN HEADLIGHT ASSEMBLY BRACKETS FOR RE-FITTING

DISCARD FASTENERS




REMOVE THE TWO (2) FRONT FASTENERS FROM THE CABIN TILT HINGE MOUNT ON THE CHASSIS EACH SIDE OF THE VEHICLE

DISCARD FASTENERS




P4HN9506SY (GA50002020) Fitting Instruction

500 SERIES PRO 9 RFS (8ZGT) 2003-2010 4 POST BULLBAR




REMOVE THE CHASSIS MOUNT ASSEMBLY FROM THE BULLBAR AND FIT TO THE INSIDE OF THE CHASSIS RAIL USING $1\frac{1}{2}$ " x $\frac{1}{2}$ " BOLTS, FLAT WASHERS AND NYLOC NUTS THROUGH THE FRONT HOLES AND $2\frac{1}{2}$ " x $\frac{5}{8}$ " BOLTS, FLAT WASHERS AND NYLOC NUTS THROUGH THE REAR HOLES (THROUGH CABIN HINGE MOUNTS)



FIT HEADLIGHT ASSEMBLIES THE CHASSIS MOUNT USING $3\frac{3}{8}$ " BOLTS, FLAT WASHERS AND NYLOC NUTS

ALIGN THE HEADLIGHTS EVENLY AND TIGHTEN FASTENERS



CABLE TIE HEADLIGHT HARNESS ALONG THE CHASSIS MOUNT TUBE AND CONNECT TO THE VEHICLE



LIFT BONNET AND REMOVE THE INDICATORS FROM EACH SIDE

CONNECT THE PATCH HARNESS TO THE VEHICLE INDICATORS AND ROUTE THE HARNESS DOWN THROUGH THE ORIGINAL HOLE


REFIT INDICATOR ASSEMBLIES TO THE VEHICLE AND CLOSE THE BONNET

DRIVER SIDE SHOWN



P4HN9506SY (GA50002020) Fitting Instruction

500 SERIES PRO 9 RFS (8ZGT) 2003-2010 4 POST BULLBAR



POSITION THE BULLBAR ON THE CHASSIS MOUNT AND FASTEN WITH TWO (2) 2 1/2" x 5/8" HINGE BOLTS, FLAT WASHERS AND NYLOC NUTS

TIGHTEN BOLTS SO NYLON ON NUT ENGAGES ON BOLT AND MOUNTS ON BULLBAR JUST START TO PULL IN

ALIGN EYEBOLTS AND TIGHTEN



PRODUCT DISPLAYED IS 500 SERIES FD (GA50002024)

ALIGN BULLBAR WITH THE VEHICLE AND TIGHTEN ALL FASTENERS

OPEN THE CABIN DOOR FULLY TO CHECK BULLBAR TO CABIN CLEARANCE

REMOVE THE EYEBOLTS AND TILT THE BULLBAR AND CHECK TILT CLEARANCE TO THE VEHICLE BODY

CONNECT THE INDICATOR/PARK LIGHTS AND CHECK OPERATION OF ALL LIGHTS

FASTEN AND TIGHTEN EYEBOLTS



FIT TILT BULLBAR WARNING STOCKER TO PASSENGER SIDE REAR OF CABIN NEAR TILT LEVER



P4HN9506SY (GA50002020) Fitting Instruction
500 SERIES PRO 9 RFS (8ZGT) 2003-2010 4 POST BULLBAR

FITTING KIT

P/N GA50002020

P/N P4HN9506SY

Qty	Length	Diameter	Thread Pitch	Description
8	3"	3/8"	UNC	Bolt Grade 8H/T – Set Screw???
8		3/8"	UNC	Nyloc Nut
16		3/8"		Flat Washer
8	1 1/2"	1/2"	UNC	Bolt Grade 8H/T
8		1/2"	UNC	Nyloc Nut
8		1/2"		Flat Washer
4	2 1/2"	5/8"	UNC	Bolt Grade 8H/T
4		5/8"	UNC	Nyloc Nut
4		5/8"		Flat Washer
8	300mm Cable Ties			
1	Fitting Instructions			
1	Tilt Cab Warning Sticker			
2	Indicator/ Park Harness			ICHPRORANGER
SEALED IN CLEAR BAG AND TAPED TO STEEL MOUNT				

ATTACHED TO BULLBAR					
2		3/4"	UNC	Eyebolt Grade 8H/T	P/N ICEYEBOLT
2		3/4"		Flat Washer	
2	2 1/2"	5/8"	UNC	Bolt Grade 8H/T	
2		5/8"	UNC	Nyloc Nut	
4		5/8"		Flat Washer	
ADDITIONS					
1	Steel Bullbar Mount				

STEEL MOUNT





**P4HN9506SY (GA50002020) Fitting Instruction
500 SERIES PRO 9 RFS (8ZGT) 2003-2010 4 POST BULLBAR**

**DESPATCH CHECKLIST
P4HN9506SY**

**HINO 500 SERIES PRO 9 2003-2010, 500 SERIES CREW CAB
2015-**

Work Order No:	
Finish:	
Transport:	
Due Date:	

BK	_____	1	Bolt Kit
OC	_____	1	Steel Mounting Bracket
WR	_____	2	Eyebolts (³ / ₄ " UNC ZP) and Washers – Fitted To Bar
WR	_____	2	2 1/2" x 5/8" UNC Bolt Grade 8H/T – Fitted To Bar
WR	_____	2	5/8" Nyloc Nut – Fitted To Bar
WR	_____	4	5/8" Flat Washer – Fitted To Bar
WR	_____	1	Bolt Kit Box – Taped To Bar or Mount

See other side of this page for photos of all mounts



**IS THIS PRODUCT "THE BEST IT CAN BE"?
IF NO FIX BEFORE CONTINUING**

_____/_____
Wrapper's Initials Checker's Initials

ALL PARTS CHECKED AND COMPLETED BY:

NUTS AND BOLTS: _____ DATE: ____/____/____
 ORDER CONTROL: _____ DATE: ____/____/____
 FINAL WRAP CHECK: _____ DATE: ____/____/____



P4HN9506SY (GA50002020) Fitting Instruction

500 SERIES PRO 9 RFS (8ZGT) 2003-2010 4 POST BULLBAR

Steel mounting bracket



_____/_____
Wrapper's Initials Checker's Initials